



Tier1

BloombergNEF


Power the future

PERC 210 BIFACIAL

655-680W

High efficiency bifacial modules

· Silver frame, white mesh



UTILITY

C&I

Module efficiency

21.89%



Better leveled cost of energy



Better high temperature stability

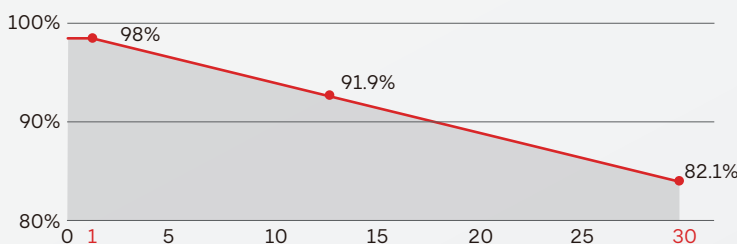


Improved low-light performance



Excellent bifacial performance

Linear performance guarantee for 30 years



WARRANTY

Quality Guarantee **12** years

Power Warranty **30** years

CERTIFICATE



Model of modules	SPDG655-132M12		SPDG660-132M12		SPDG665-132M12		SPDG670-132M12		SPDG675-132M12		SPDG680-132M12	
	STC	NMOT	STC	NMOT	STC	NMOT	STC	NMOT	STC	NMOT	STC	NMOT
Power (Pmax/W)	655	490.00	660	494.00	665	499.00	670	502.00	675	506	680	510
Maximum power voltage (Vmp)	37.58	35.10	37.79	35.30	38.01	35.50	38.22	35.70	38.44	35.90	38.66	36.10
Maximum power current (Imp)	17.43	13.96	17.47	14.00	17.5	14.03	17.53	14.06	17.56	14.10	17.59	14.13
Open circuit voltage (Voc)	45.48	42.70	45.69	42.90	45.91	43.20	46.13	43.40	46.34	43.60	46.56	43.80
Short circuit current (Isc)	18.48	14.87	18.52	14.90	18.56	14.93	18.60	14.96	18.64	15.00	18.68	15.03
Module efficiency	21.03%		21.25%		21.41%		21.57%		21.73%		21.89%	

STC (Electrical parameters at standard test conditions. STC:AM=1.5, 1000W/m² ,Cells Temperature25°C)

NMOT (Irradiance 800W/m², Ambient Temperature 20°C,AM1.5,Wind Speed 1m/s)

ELECTRICAL CHARACTERISTICS WITH 15% REAR SIDE POWER GAIN

Front power Pmax/W	753.25	759.00	764.75	770.50	776.25	782.00
Maximum power voltage (Vmp)	37.58	37.79	38.01	38.22	38.44	38.66
Maximum power current (Imp)	20.04	20.08	20.12	20.16	20.19	20.23
Open circuit voltage (Voc)	45.48	45.69	45.91	46.13	46.34	46.56
Short circuit current (Isc)	21.25	21.30	21.34	21.39	21.45	21.51

STRUCTURAL CHARACTERISTICS

Module size (L*W*H)	2384x1303x33mm
Weight	37.5kg
Cell	132 cells,Mono-Crystalline PERC,210mm x 105mm
Front glass	2.0mm ultra clear embossed semi-tempered coated glass
Back glass	2.0mm white mesh glazed tempered glass
Frame	Anodized aluminum alloy
Junction box	IP68
Output wire	4mm ²
Wire length	short length
Connector	MC4 Compatible IP68
Packing Specification	33 pcs/Pallet ; 594 pcs/40' HQ


OPERATING PARAMETERS

Power tolerance (W)	(0~+5W)
Maximum system voltage (V)	1500V(TUV/UL)
Maximum rated fuse current (A)	35A(TUV)/40A(UL)
Current operating temperature (C)	-40~+85°C
Mechanical load	+5400Pa/-2400Pa

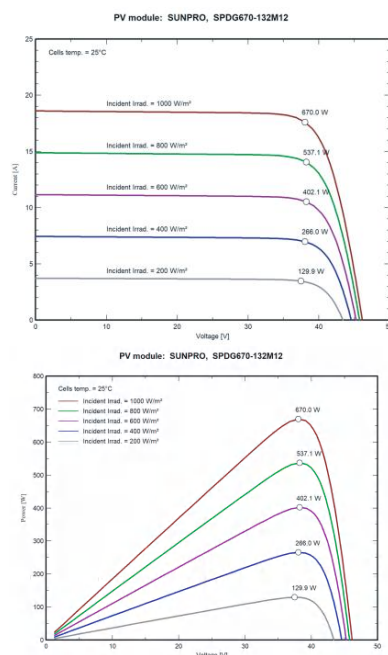
TEMPERATURE CHARACTERISTICS

Temp. Coeff. of Isc (TK Isc)	0.05% / °C
Temp. Coeff. of Voc (TK Voc)	-0.27% / °C
Temp. Coeff. of Pmax (TK Pmax)	-0.34% / °C
Normal Operating Cell Temperature	44±2°C

MODULE DIMENSIONS(MM)



I-V CHARACTERISTICS AT DIFFERENT IRRADIATION



Zhejiang Sunpro Power Technology Co., Ltd

Add: Qinggang Industrial Zone, Yuhuan City, Zhejiang Province

Tel: +86 0576-80730906 E-mail: info@sunpropower.com Website: www.sunpropower.com

*The above parameters are for reference only, and the actual parameters of the factory shall prevail